

Signify Classified - Internal
Cooper Lighting Solutions Photometric Lab
1121 Highway 74 South
Peachtree City, GA 30269



Scaled data based on original data using
LM-79-08 Approved Method: Electrical and Photometric Measurements of Solid-
State Lighting Products

Test Report Prepared for
Cooper Lighting Solutions
(formerly Eaton)

Brand: INVUE

Report Number: P880377

Luminaire Tested: **EMM2-HTN-VA2-740-U-MQ**

Issue Date: 10/01/2024



Test Information

Test Method: LM-79-08
Report Number: P880377
Test Lab: INNOVATION CENTER(G3)
Issue Date: 10/01/2024
Manufacturer: COOPER LIGHTING SOLUTIONS (FORMERLY EATON)
Product Line: INVUE
Catalog Number: EMM2-HTN-VA2-740-U-MQ
Description: EPIC MODERN TALL HOUSING 2W 70CRI 4000K VISUAL COMFORT FIXTURE w/
TYPE V MEDIUM DISTRIBUTION OPTIC
Light Source: (1) 4000K CCT, 70 CRI LEDS
Ballast/Driver: ELECTRONIC DRIVER

Summary

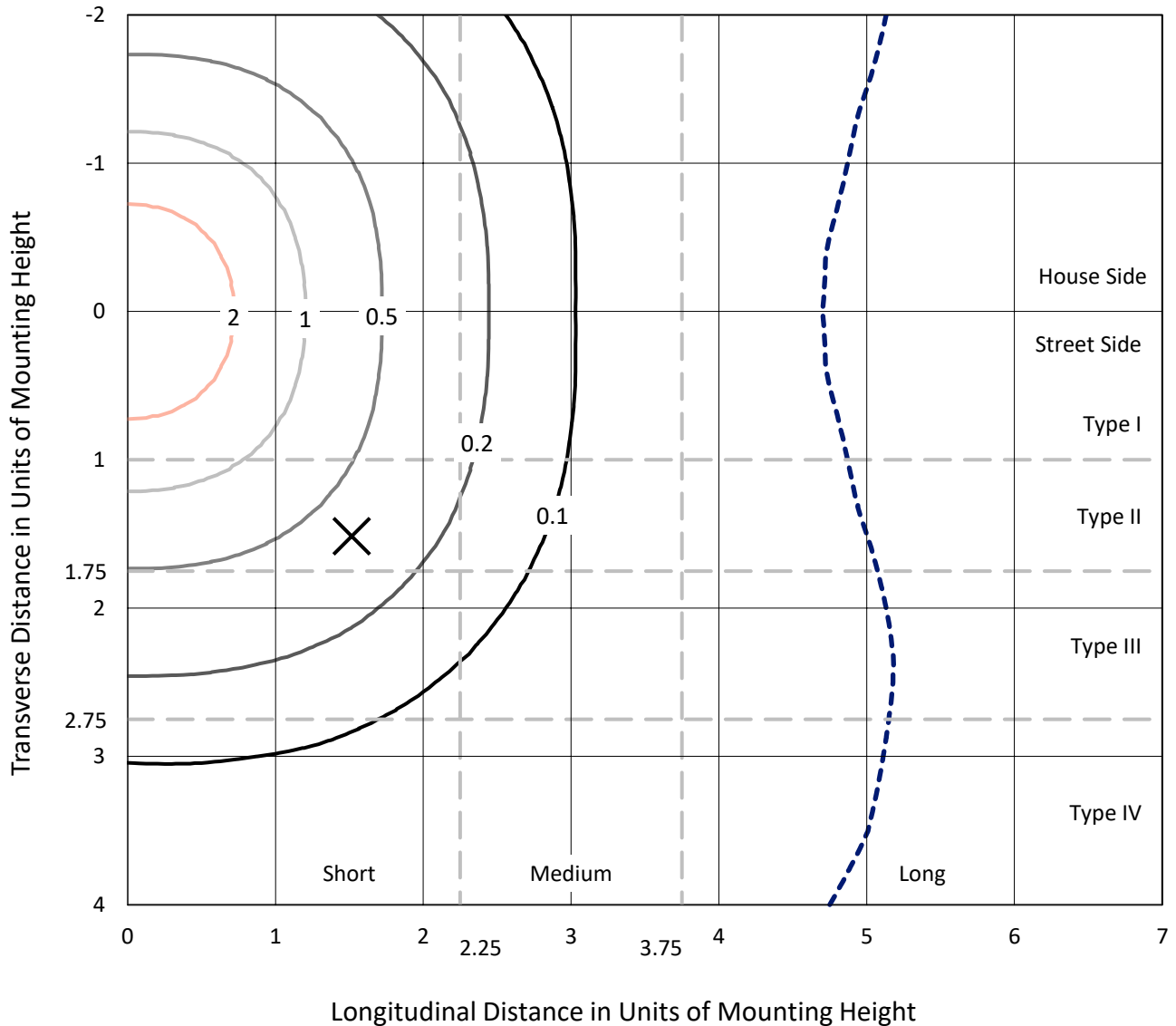
Lumens per Lamp: N/A
Luminaire Lumens: 4746.9 lumens
Efficiency: N/A
Efficacy: 123.0 lumens/watt
Luminous Opening: Circular (Dia: 1.12' x H: 0')
IES Classification: Type V - Short
BUG Rating: B2 - U0 - G2

Input Watts (W): 38.6
Input Voltage (V): 120
Input Current (A_{in}): NR
Voltage Rise (V): NR
Power Factor: 0.99
Total Harmonic Distortion (THDi): 13%
Frequency (hertz): 60
Stabilization Time: NR
Operation Time: NR
Ambient Temperature (°C): NR
Test Distance: 24 FT

REPORT NUMBER: P880377
 CATALOG NUMBER: EMM2-HTN-VA2-740-U-MQ

Iso-Footcandle Lines of Horizontal Illumination

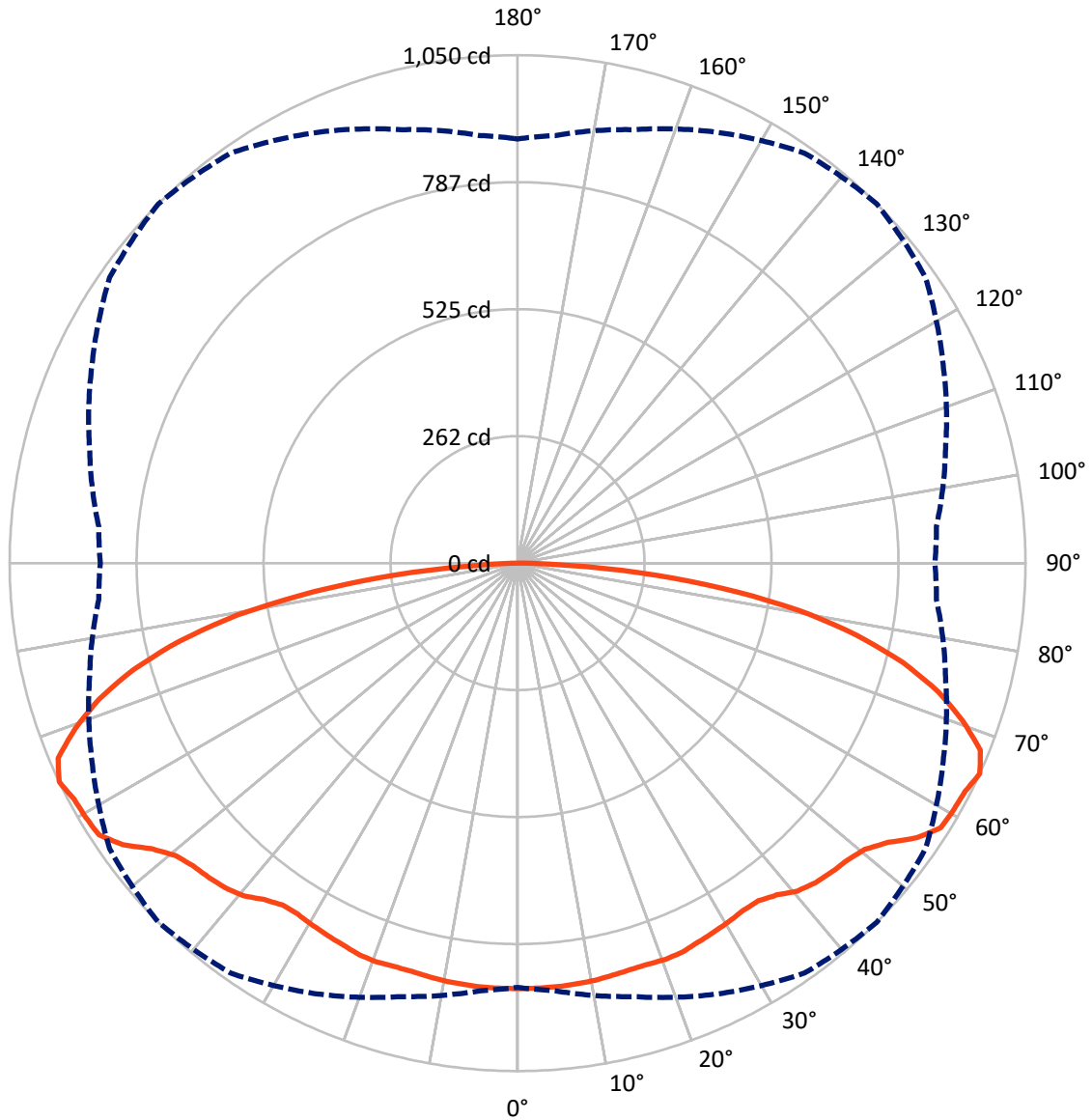
× Max cd
 - - - 1/2 Max cd



Based on 15 foot mounting height. Maximum calculated value = 3.9 fc
 Type V - Short - N/A

REPORT NUMBER: P880377
CATALOG NUMBER: EMM2-HTN-VA2-740-U-MQ

Luminous Intensity Polar Plot



— Vertical Plane Through 45-Deg Lateral - - - Horizontal Cone Through 65-Deg Vertical

REPORT NUMBER: P880377

CATALOG NUMBER: EMM2-HTN-VA2-740-U-MQ

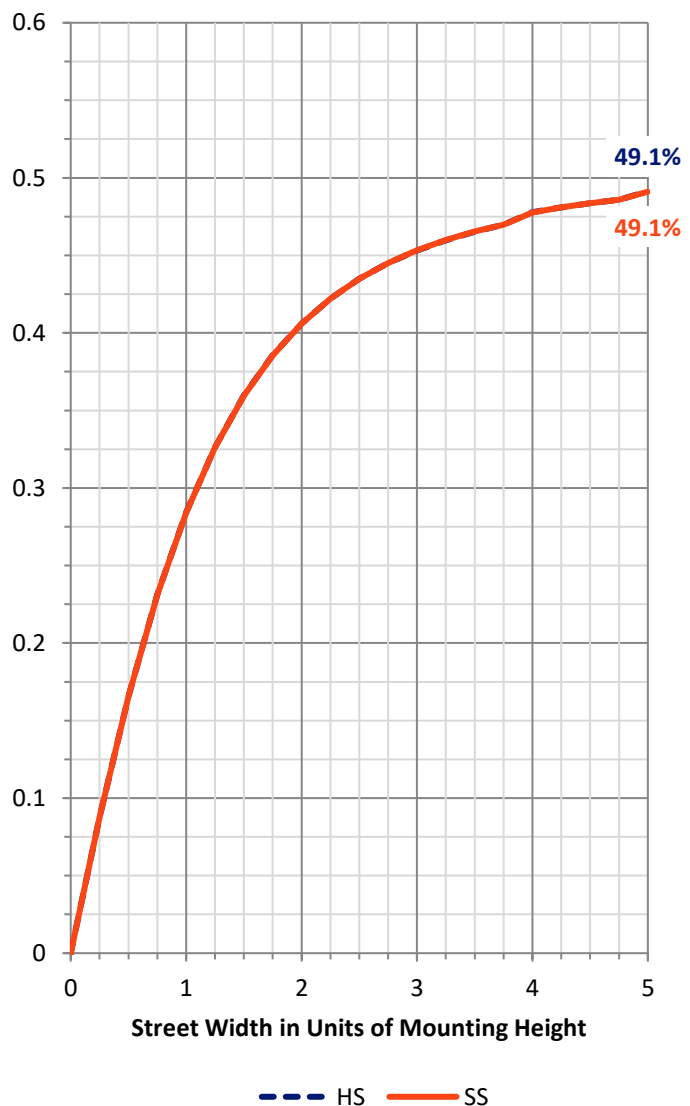
FLUX DISTRIBUTION:

		Downward	Upward	Total
House Side	Lumens	2373.5	0.0	2373.5
	% Fixture	50.0	0.0	50.0
Street Side	Lumens	2373.5	0.0	2373.5
	% Fixture	50.0	0.0	50.0
Total	Lumens	4746.9	0.0	4746.9
	% Fixture	100.0	0.0	100.0

Coefficient of Utilization

ZONAL LUMENS:

Zone	Lumens	% Fixture
0°-10°	83.8	1.8
10°-20°	247.1	5.2
20°-30°	400.1	8.4
30°-40°	537.7	11.3
40°-50°	686.3	14.5
50°-60°	844.3	17.8
60°-70°	940.2	19.8
70°-80°	763.1	16.1
80°-90°	244.3	5.1
90°-100°	0.0	0.0
100°-110°	0.0	0.0
110°-120°	0.0	0.0
120°-130°	0.0	0.0
130°-140°	0.0	0.0
140°-150°	0.0	0.0
150°-160°	0.0	0.0
160°-170°	0.0	0.0
170°-180°	0.0	0.0
0°-90°	4746.9	100.0
0°-180°	4746.9	100.0



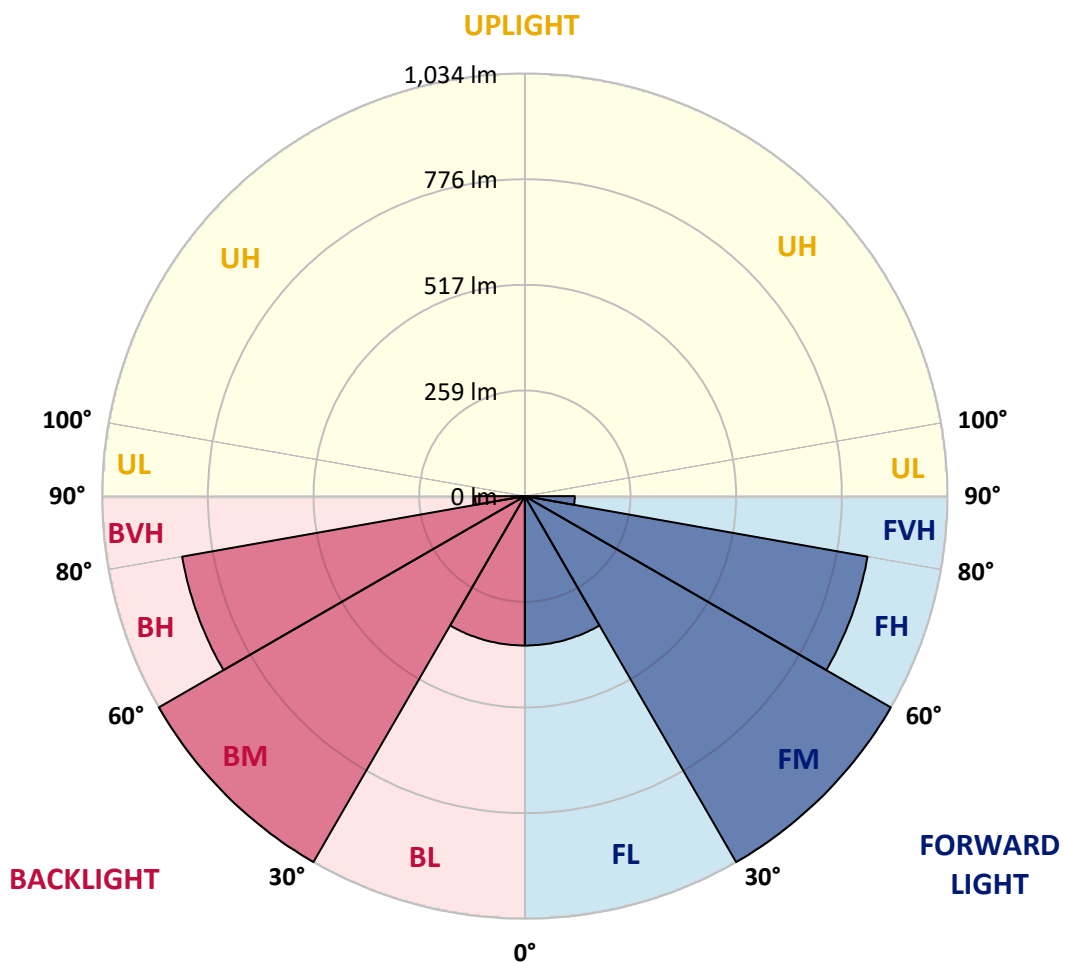
REPORT NUMBER: P880377
 CATALOG NUMBER: EMM2-HTN-VA2-740-U-MQ

LUMINAIRE CLASSIFICATION SYSTEM LUMEN TABLE AND BUG RATING:

Zone	Lumens	% Fixture	Zone Rating/Lumen Limit		
			B	U	G
FL (0°-30°)	365.5	7.7			
FM (30°-60°)	1034.1	21.8			
FH (60°-80°)	851.7	17.9			G1/1800
FVH (80°-90°)	122.1	2.6			G2/225
BL (0°-30°)	365.5	7.7	B1/500		
BM (30°-60°)	1034.1	21.8	B2/2500		
BH (60°-80°)	851.7	17.9	B2/1000		G1/1800
BVH (80°-90°)	122.1	2.6			G2/225
UL (90°-100°)	0.0	0.0		U0/0	
UH (100°-180°)	0.0	0.0		U0/0	

BUG Rating: B2-U0-G2

Type V Short





REPORT NUMBER: P880377

CATALOG NUMBER: EMM2-HTN-VA2-740-U-MQ

CANDELA DISTRIBUTION (FULL):

	0°	5°	15°	25°	35°	45°	55°	65°	75°	85°	90°
0°	879.1	879.1	879.1	879.1	879.1	879.1	879.1	879.1	879.1	879.1	879.1
2.5°	879.1	879.1	879.1	879.1	879.1	879.1	879.1	879.1	879.1	879.1	879.1
5°	879.1	879.1	879.1	879.1	879.1	879.1	879.1	879.1	877.8	879.1	879.1
7.5°	877.8	877.8	877.8	877.8	877.8	877.8	877.8	877.8	877.8	877.8	877.8
10°	876.5	876.5	876.5	876.5	876.5	876.5	876.5	876.5	876.5	876.5	876.5
12.5°	873.9	873.9	873.9	873.9	873.9	873.9	873.9	873.9	873.9	873.9	873.9
15°	870.0	871.3	871.3	871.3	871.3	871.3	871.3	871.3	871.3	870.0	870.0
17.5°	868.7	868.7	868.7	870.0	871.3	871.3	871.3	870.0	868.7	867.4	867.4
20°	870.0	870.0	870.0	871.3	872.6	873.9	872.6	871.3	868.7	868.7	868.7
22.5°	868.7	870.0	870.0	871.3	872.6	872.6	871.3	870.0	868.7	867.4	867.4
25°	864.8	864.8	866.1	867.4	867.4	867.4	867.4	864.8	863.5	862.2	862.2
27.5°	859.6	860.9	860.9	862.2	863.5	863.5	862.2	859.6	858.3	857.0	857.0
30°	853.1	853.1	854.4	857.0	858.3	859.6	857.0	854.4	850.5	849.2	849.2
32.5°	846.6	847.9	850.5	853.1	854.4	855.7	853.1	850.5	846.6	844.0	842.7
35°	844.0	844.0	847.9	853.1	857.0	857.0	854.4	849.2	844.0	838.8	838.8
37.5°	847.9	849.2	854.4	863.5	870.0	870.0	868.7	859.6	850.5	842.7	841.4
40°	857.0	858.3	867.4	879.1	889.5	890.8	885.6	873.9	860.9	851.8	849.2
42.5°	862.2	864.8	875.2	889.5	898.6	902.5	896.0	884.3	867.4	855.7	854.4
45°	864.8	867.4	879.1	894.7	906.4	910.3	903.8	888.2	870.0	857.0	855.7
47.5°	866.1	868.7	880.4	899.9	912.9	916.8	911.6	893.4	871.3	858.3	857.0
50°	867.4	872.6	886.9	907.7	927.2	929.8	922.0	899.9	876.5	860.9	857.0
52.5°	876.5	880.4	901.2	931.1	950.7	958.5	946.7	924.6	889.5	866.1	863.5
55°	898.6	899.9	924.6	962.4	991.0	1001.4	983.2	953.3	910.3	886.9	885.6
57.5°	905.1	912.9	940.2	983.2	1018.3	1031.3	1015.7	970.2	931.1	899.9	892.1
60°	898.6	905.1	937.6	987.1	1024.8	1035.2	1023.5	980.6	923.3	888.2	881.7
62.5°	892.1	899.9	933.7	989.7	1026.1	1037.8	1018.3	981.9	919.4	884.3	877.8
65°	876.5	886.9	927.2	981.9	1033.9	1049.5	1028.7	970.2	915.5	868.7	862.2
67.5°	846.6	851.8	896.0	959.8	1015.7	1031.3	1009.2	948.1	883.0	837.5	832.3
70°	790.7	802.4	844.0	914.2	967.6	975.4	958.5	897.3	833.6	785.5	779.0
72.5°	716.6	733.5	779.0	850.5	893.4	909.0	886.9	837.5	771.2	716.6	707.5
75°	638.5	647.6	694.5	764.7	808.9	823.2	803.7	755.6	676.2	638.5	629.4
77.5°	552.7	559.2	600.8	663.2	704.9	716.6	697.1	658.0	586.5	551.4	547.5
80°	433.1	446.1	485.1	538.4	569.6	587.8	567.0	529.3	477.3	435.7	429.2
82.5°	309.5	318.6	353.7	390.1	420.1	425.3	416.2	379.7	340.7	308.2	300.4
85°	169.1	173.0	195.1	232.8	244.5	253.6	240.6	213.3	193.8	173.0	166.5
87.5°	44.2	45.5	52.0	61.1	66.3	67.6	66.3	58.5	48.1	37.7	41.6
90°	0.0	0.0	0.0	0.0	0.0	0.0	0.0	0.0	0.0	0.0	0.0

Cooper Lighting Solutions Photometric Lab
1121 Highway 74 South
Peachtree City, GA 30269



LM-79-2019: Approved Method: Electrical and Photometric Measurements of Solid-State Lighting Products

Report Prepared for

Cooper Lighting Solutions

Streetworks

Report Number: SP1-2407-176-5

Test Date: 09/24/2024

Luminaire Tested: MEM2-HTN-VA-30-740-U-WQ

Data in this report applies to families of products including MEM2-HTN-VA-30-740-U-WQ

Test Information

Test Method: LM-79-2019
 Report Number: SP1-2407-176-5
 Test Lab: COOPER LIGHTING SOLUTIONS
 Photometer: SP1 - 76IN SPHERE
 Measurement Geometry: 4π
 Issue Date: 09/27/2024
 Manufacturer: COOPER LIGHTING SOLUTIONS
 Product Line: Streetworks
 Catalog Number: **MEM2-HTN-VA-30-740-U-WQ**
 Description: EPIC MODERN VISUAL COMFORT 30W WAVESTREAM WIDE

Spectral Parameters

CCT (K): 3819
 CIE u': 0.2261
 CIE v': 0.5108
 Duv: 0.0046
 CIE x: 0.3926
 CIE y: 0.3942
 CIE z: 0.2132
 Peak Wavelength (nm): 450
 Dominant Wavelength (nm): 577
 Purity: 36.15483
 Rf: 75.6
 Rg: 94.8

CRI (Ra):	72.9		
R1:	70.1	R9:	-21.5
R2:	78.4	R10:	48.5
R3:	85.0	R11:	68.4
R4:	72.9	R12:	39.0
R5:	69.1	R13:	71.1
R6:	69.2	R14:	91.3
R7:	82.8	R15:	63.2
R8:	55.4		



Test Conditions

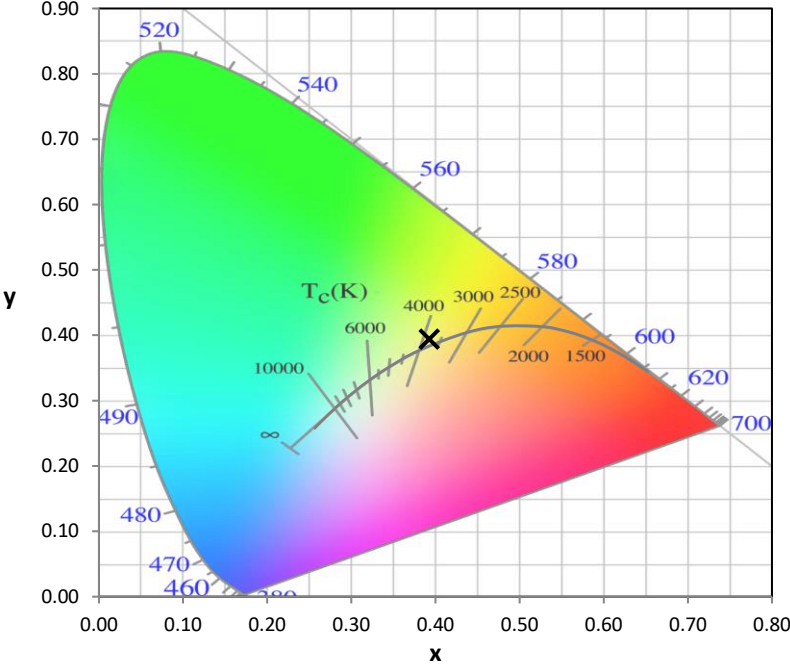
Stabilization Time: 30M
 Operation Time: 1H 30M
 Sphere Temperature (°C): 25.2

REPORT NUMBER: SP1-2407-176-5

Measurement and Test Equipment			
Instrument	Identification Number	Calibration Date	Calibration Due Date
Photometer	IN0058	6/18/2024	12/18/2024
Power Meter	INXT2011004	2/8/2024	2/8/2025
AC Power Source	IN0063	10/24/2023	10/24/2024
DC Power Source	IN0208	10/24/2023	10/24/2024
Sphere Thermometer	IN0085	10/24/2023	10/24/2024
Room Thermometer	IN0046	10/24/2023	10/24/2024

REPORT NUMBER: SP1-2407-176-5

CIE 1931 Chromaticity Diagram



CIE 1931 Chromaticity Diagram with 2017 ANSI 7-Step and 4-Step Quadrangles



Point lies inside the ANSI 4000K 7-step quadrangle

REPORT NUMBER: SP1-2407-176-5

Photopic Flux vs. Wavelength

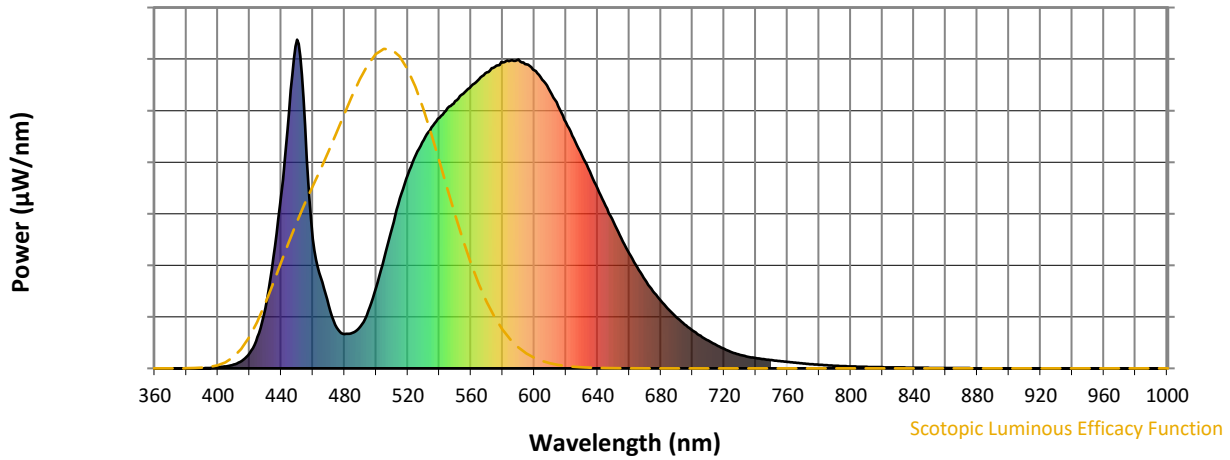


Photopic Lumens: NR

λ (nm)	Power W [^] /nm	Lumens (ϕ /nm)	λ (nm)	Power W [^] /nm	Lumens (ϕ /nm)	λ (nm)	Power W [^] /nm	Lumens (ϕ /nm)	λ (nm)	Power W [^] /nm	Lumens (ϕ /nm)	λ (nm)	Power W [^] /nm	Lumens (ϕ /nm)
360	0	NR	490	127	NR	620	748	NR	750	25	NR	880	0	NR
365	0	NR	495	173	NR	625	699	NR	755	22	NR	885	0	NR
370	0	NR	500	246	NR	630	648	NR	760	20	NR	890	0	NR
375	0	NR	505	335	NR	635	599	NR	765	17	NR	895	0	NR
380	0	NR	510	427	NR	640	547	NR	770	15	NR	900	0	NR
385	0	NR	515	517	NR	645	495	NR	775	13	NR	905	0	NR
390	0	NR	520	589	NR	650	445	NR	780	11	NR	910	0	NR
395	1	NR	525	649	NR	655	396	NR	785	9	NR	915	0	NR
400	4	NR	530	695	NR	660	349	NR	790	8	NR	920	0	NR
405	6	NR	535	733	NR	665	308	NR	795	7	NR	925	0	NR
410	11	NR	540	763	NR	670	269	NR	800	6	NR	930	0	NR
415	23	NR	545	792	NR	675	235	NR	805	5	NR	935	0	NR
420	46	NR	550	813	NR	680	205	NR	810	5	NR	940	0	NR
425	95	NR	555	835	NR	685	178	NR	815	4	NR	945	0	NR
430	183	NR	560	859	NR	690	155	NR	820	3	NR	950	0	NR
435	338	NR	565	880	NR	695	134	NR	825	3	NR	955	0	NR
440	534	NR	570	900	NR	700	115	NR	830	3	NR	960	0	NR
445	782	NR	575	918	NR	705	99	NR	835	2	NR	965	0	NR
450	1000	NR	580	931	NR	710	84	NR	840	2	NR	970	0	NR
455	739	NR	585	937	NR	715	71	NR	845	2	NR	975	0	NR
460	393	NR	590	939	NR	720	59	NR	850	1	NR	980	0	NR
465	276	NR	595	925	NR	725	49	NR	855	1	NR	985	0	NR
470	190	NR	600	907	NR	730	41	NR	860	1	NR	990	0	NR
475	123	NR	605	878	NR	735	35	NR	865	1	NR	995	0	NR
480	105	NR	610	842	NR	740	31	NR	870	1	NR	1000	0	NR
485	108	NR	615	797	NR	745	28	NR	875	1	NR			

REPORT NUMBER: SP1-2407-176-5

Scotopic Flux vs. Wavelength



Scotopic Lumens: NR

S/P: 1.45

λ (nm)	Power W [^] /nm	Lumens (ϕ /nm)	λ (nm)	Power W [^] /nm	Lumens (ϕ /nm)	λ (nm)	Power W [^] /nm	Lumens (ϕ /nm)	λ (nm)	Power W [^] /nm	Lumens (ϕ /nm)	λ (nm)	Power W [^] /nm	Lumens (ϕ /nm)
360	0	NR	490	127	NR	620	748	NR	750	25	NR	880	0	NR
365	0	NR	495	173	NR	625	699	NR	755	22	NR	885	0	NR
370	0	NR	500	246	NR	630	648	NR	760	20	NR	890	0	NR
375	0	NR	505	335	NR	635	599	NR	765	17	NR	895	0	NR
380	0	NR	510	427	NR	640	547	NR	770	15	NR	900	0	NR
385	0	NR	515	517	NR	645	495	NR	775	13	NR	905	0	NR
390	0	NR	520	589	NR	650	445	NR	780	11	NR	910	0	NR
395	1	NR	525	649	NR	655	396	NR	785	9	NR	915	0	NR
400	4	NR	530	695	NR	660	349	NR	790	8	NR	920	0	NR
405	6	NR	535	733	NR	665	308	NR	795	7	NR	925	0	NR
410	11	NR	540	763	NR	670	269	NR	800	6	NR	930	0	NR
415	23	NR	545	792	NR	675	235	NR	805	5	NR	935	0	NR
420	46	NR	550	813	NR	680	205	NR	810	5	NR	940	0	NR
425	95	NR	555	835	NR	685	178	NR	815	4	NR	945	0	NR
430	183	NR	560	859	NR	690	155	NR	820	3	NR	950	0	NR
435	338	NR	565	880	NR	695	134	NR	825	3	NR	955	0	NR
440	534	NR	570	900	NR	700	115	NR	830	3	NR	960	0	NR
445	782	NR	575	918	NR	705	99	NR	835	2	NR	965	0	NR
450	1000	NR	580	931	NR	710	84	NR	840	2	NR	970	0	NR
455	739	NR	585	937	NR	715	71	NR	845	2	NR	975	0	NR
460	393	NR	590	939	NR	720	59	NR	850	1	NR	980	0	NR
465	276	NR	595	925	NR	725	49	NR	855	1	NR	985	0	NR
470	190	NR	600	907	NR	730	41	NR	860	1	NR	990	0	NR
475	123	NR	605	878	NR	735	35	NR	865	1	NR	995	0	NR
480	105	NR	610	842	NR	740	31	NR	870	1	NR	1000	0	NR
485	108	NR	615	797	NR	745	28	NR	875	1	NR			

REPORT NUMBER: SP1-2407-176-5

Melanopic Flux vs. Wavelength



Melanopic Lumens: NR

M/P: 2.76

λ (nm)	Power W [^] /nm	Lumens (φ/nm)	λ (nm)	Power W [^] /nm	Lumens (φ/nm)	λ (nm)	Power W [^] /nm	Lumens (φ/nm)	λ (nm)	Power W [^] /nm	Lumens (φ/nm)	λ (nm)	Power W [^] /nm	Lumens (φ/nm)
360	0	NR	490	127	NR	620	748	NR	750	25	NR	880	0	NR
365	0	NR	495	173	NR	625	699	NR	755	22	NR	885	0	NR
370	0	NR	500	246	NR	630	648	NR	760	20	NR	890	0	NR
375	0	NR	505	335	NR	635	599	NR	765	17	NR	895	0	NR
380	0	NR	510	427	NR	640	547	NR	770	15	NR	900	0	NR
385	0	NR	515	517	NR	645	495	NR	775	13	NR	905	0	NR
390	0	NR	520	589	NR	650	445	NR	780	11	NR	910	0	NR
395	1	NR	525	649	NR	655	396	NR	785	9	NR	915	0	NR
400	4	NR	530	695	NR	660	349	NR	790	8	NR	920	0	NR
405	6	NR	535	733	NR	665	308	NR	795	7	NR	925	0	NR
410	11	NR	540	763	NR	670	269	NR	800	6	NR	930	0	NR
415	23	NR	545	792	NR	675	235	NR	805	5	NR	935	0	NR
420	46	NR	550	813	NR	680	205	NR	810	5	NR	940	0	NR
425	95	NR	555	835	NR	685	178	NR	815	4	NR	945	0	NR
430	183	NR	560	859	NR	690	155	NR	820	3	NR	950	0	NR
435	338	NR	565	880	NR	695	134	NR	825	3	NR	955	0	NR
440	534	NR	570	900	NR	700	115	NR	830	3	NR	960	0	NR
445	782	NR	575	918	NR	705	99	NR	835	2	NR	965	0	NR
450	1000	NR	580	931	NR	710	84	NR	840	2	NR	970	0	NR
455	739	NR	585	937	NR	715	71	NR	845	2	NR	975	0	NR
460	393	NR	590	939	NR	720	59	NR	850	1	NR	980	0	NR
465	276	NR	595	925	NR	725	49	NR	855	1	NR	985	0	NR
470	190	NR	600	907	NR	730	41	NR	860	1	NR	990	0	NR
475	123	NR	605	878	NR	735	35	NR	865	1	NR	995	0	NR
480	105	NR	610	842	NR	740	31	NR	870	1	NR	1000	0	NR
485	108	NR	615	797	NR	745	28	NR	875	1	NR			

Summary

$R_f = 75.6$
 $R_g = 94.8$
 $CIE R_a = 72.9$
 $R_g = -21.5$



Color Vector Graphics

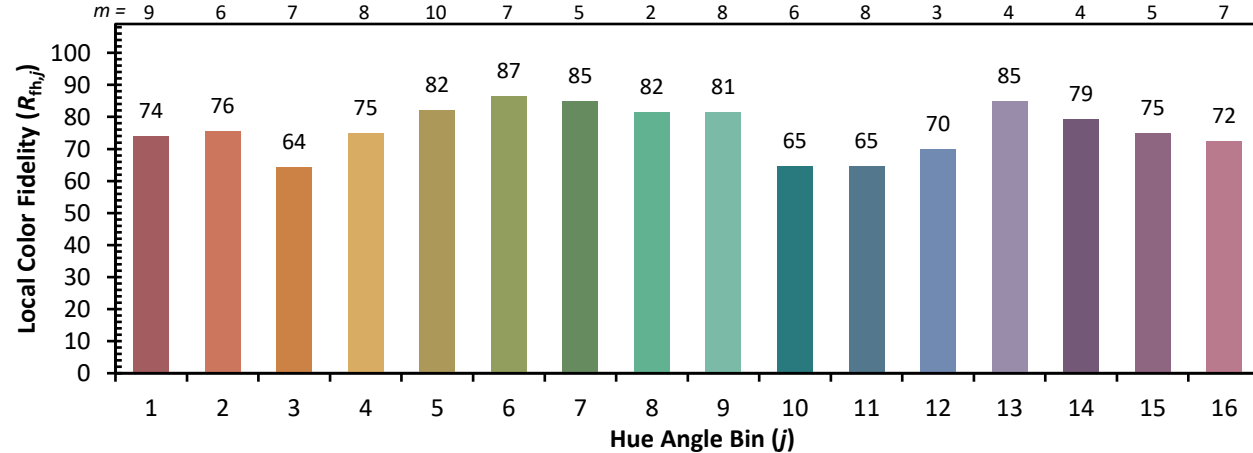


Individual Sample Fidelity Index ($R_{f,i}$)

CES01 = 85	CES26 = 65	CES51 = 89	CES76 = 53
CES02 = 61	CES27 = 89	CES52 = 88	CES77 = 71
CES03 = 30	CES28 = 82	CES53 = 78	CES78 = 56
CES04 = 70	CES29 = 68	CES54 = 85	CES79 = 83
CES05 = 48	CES30 = 84	CES55 = 84	CES80 = 79
CES06 = 50	CES31 = 71	CES56 = 74	CES81 = 79
CES07 = 40	CES32 = 63	CES57 = 73	CES82 = 91
CES08 = 39	CES33 = 79	CES58 = 74	CES83 = 90
CES09 = 29	CES34 = 72	CES59 = 86	CES84 = 87
CES10 = 74	CES35 = 84	CES60 = 90	CES85 = 78
CES11 = 57	CES36 = 91	CES61 = 84	CES86 = 74
CES12 = 63	CES37 = 79	CES62 = 85	CES87 = 78
CES13 = 42	CES38 = 93	CES63 = 73	CES88 = 82
CES14 = 74	CES39 = 96	CES64 = 67	CES89 = 72
CES15 = 71	CES40 = 91	CES65 = 64	CES90 = 81
CES16 = 47	CES41 = 93	CES66 = 60	CES91 = 75
CES17 = 49	CES42 = 80	CES67 = 57	CES92 = 62
CES18 = 56	CES43 = 78	CES68 = 66	CES93 = 77
CES19 = 72	CES44 = 99	CES69 = 75	CES94 = 57
CES20 = 65	CES45 = 86	CES70 = 58	CES95 = 68
CES21 = 86	CES46 = 83	CES71 = 51	CES96 = 78
CES22 = 78	CES47 = 86	CES72 = 84	CES97 = 85
CES23 = 92	CES48 = 78	CES73 = 49	CES98 = 77
CES24 = 91	CES49 = 81	CES74 = 93	CES99 = 67
CES25 = 72	CES50 = 88	CES75 = 53	



Color Rendition by Hue-Angle Bin



Measure Comparisons



(END OF REPORT)